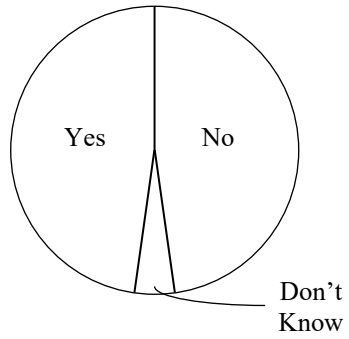


52. A survey about space program funding asked the question,
“Should the space program receive increased funding?”

A graph of the results is shown below.




If the survey had instead asked,


“Given the great benefits provided by the space program, should the space program receive increased funding?”

which of these graphs shows likely results of that question?

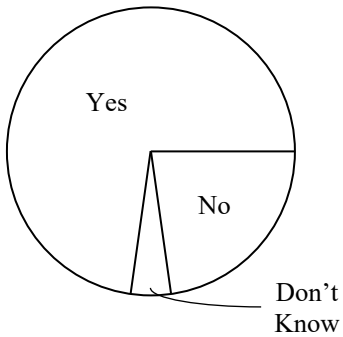
A.



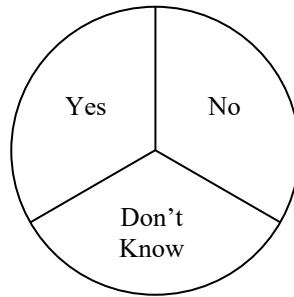
C.



B.



D.

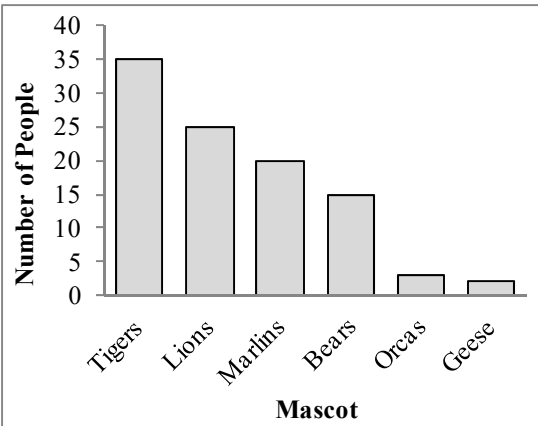


53. A group of 100 people was asked to vote on their favorite mascot for a new basketball team. The table below shows the results.


Favorite Mascot	Number of People
Lions	25
Tigers	35
Bears	15
Orcas	3
Marlins	20
Geese	2

Which graph would be an appropriate display for this information?


A.



B.



C.



D.

